








Tuesday Night Fleet 2016
Series 1

	5/17	5/17	5/17	5/24	5/24	5/24	5/24	5/31	5/31	5/31	5/31	6/7	6/7	6/7	6/14	6/14	6/14	Totals	Throw outs	Totals after Throwouts
Will Pelleteri	0.75	0.75	5	5	0.75	2	3	9	6	3	2	0.75	2	2	3	3	3	51.00	20	31.00
Dave Franzel	2	2	11	0.75	3	0.75	2	3	2	6	7	15	0.75	3	3	3	4	68.25	33	35.25
Sinan Kunt	5	14	3	2	10	5	4	0.75	5	2	4	8	5	0.75	1	1	1	71.50	32	39.50
Matt Flynn	9	4	2	3	6	11	9	8	3	7	0.75	3	3	11	5	12	6	102.75	34	68.75
Dave Bryan	7	5	9	9	7	8	5	4	0.75	4	3	5	9	4	6	5	16	106.75	34	72.75
Brian Busch	3	7	0.75	6	11	6	8	2	10	14	13	4	6	6	6.91	6	8	117.66	38	79.66
Kevin Mullen	4	3	6	10	9	7	6	10	4	9	5	6.46	4	7	10	11	10	121.46	31	90.46
Frank McNamara	8	13	10	13	8	9	11	7.75	7	5	6	6	7	5	4	7	5	131.75	37	94.75
Jim Gabriel	12	10	4	7	4	3	0.75	11	13	11	10	7	10	10	8	8	3	131.75	36	95.75
Rick Guardia/Jonathan Kannair	6	6	8	8.62	8.62	8.62	8.62	6	8	12	8	9	13	12	7	10	7	146.46	37	109.46
Jim Davidian/Charlie Quigley	14	8	7	4	2	4	7	16	16	16	16	16	16	16	2	2	2	164.00	48	116.00
Ted Hannibal	11	12	14	8	5	13	12	7	12	0.75	12	2	8	9	8.98	9	12	155.73	39	116.73
Davy Carr	16	16	16	11	13	12	13	5	9	10	9	15	11	13	9	4	9	191.00	48	143.00
Randy Gruber/Steve Meisner	13	9	12	14	14	10	10	12	11	13	11	10	12	8	16	16	11	202.00	46	156.00
Marco Muda	10	11	13	12	12	14	14	13	14	8	14	15	14	14	11	13	13	215.00	43	172.00

-  DNC
-  DNF
-  RAF (retired after finishing)
-  DNS
-  DSQ
-  OCS
-  RDG (Redress = average points for series)